

# ADAMS VERTICAL AUTOMATIC STRAINER PARTS LIST

## VWS-4&6

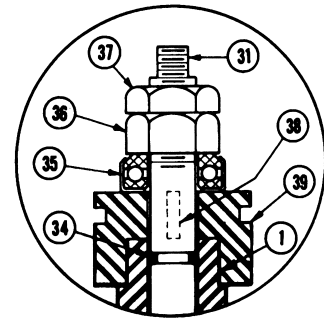
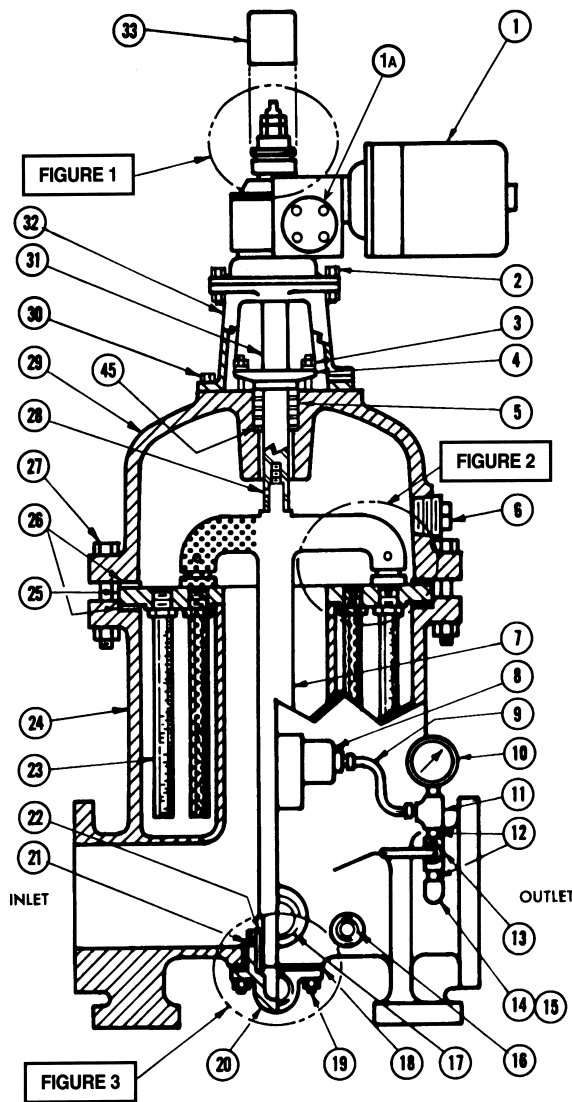


FIGURE 1

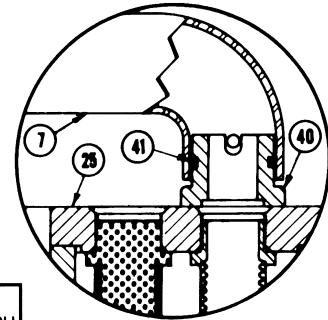


FIGURE 2

DOTTED PORTION DENOTES CONSTRUCTION OF BACKWASH ARM & DOUBLE ROW OF TUBES ON VWS-6 ONLY

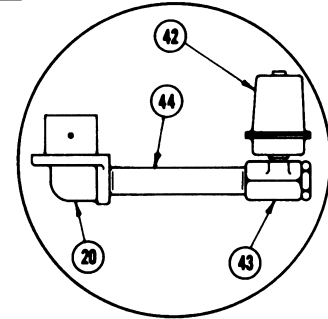


FIGURE 3

ITEM	DESCRIPTION	ITEM	DESCRIPTION	ITEM	DESCRIPTION
1	Gear Motor	15	Nipple 3/8" NPT x 2" LG.	31	Drive Shaft
1A	Speed Reducer	16	Drain Plug NPT	32	Gearmotor Mount
2	Gear Motor Bolt & Nut	17	Cleanout Plug NPT	33	Dust Cap
3	Stud, Nut & Washer (Pkg. Gland)	18	Gasket (Bearing Housing)	34	"O" Ring Gearmotor Seals (2 Req'd.)
4	Packing Gland	19	Stud and Nut (Bearing Housing)	35	Thrust Ball Bearing
5	Drive Shaft Packing (4 Rows & 3 Slit Ring Gaskets Per Set)	20	B/W Bearing Housing	36	Hex Nut (Reg.)
6	Vent Plug NPT	21	Bearing Set Screw	37	Hex Nut (Jam)
7	Dist. Arm & B/W Shaft	22	B/W Bearing (Cutless Type)	38	Shear Key
8	Diff. Press. Switch	23	Poro-Edge Tube (Strainer Element)	39	Shear Key Collar
9	Tubing and Fittings	24	Shell	40	Distributor Barrel/Seal Plate
10	Press Gauges (2 Req'd.)	25	Tubesheet	41	"O" Ring (Dist. Barrel/Seal Plate)
11	Tee 1/4" NPT	26	Gasket (Shell & Cover)	42	Backwash Valve Operator
12	Close Nipple 1/4" NPT	27	Bolt & Nut (Shell & Cover)	43	Backwash Ball Valve
13	Ball Valve 1/4" NPT	28	Drive Shaft Set Screw	44	Backwash Outlet Pipe
14	Elbow 3/8" x 1/4" NPT Reducing	29	Cover	45	Packing Washer
		30	Cap Screw (Gearmotor Mount)		

SUPERSEDES ST-34730 7-15-96



**R. P. ADAMS COMPANY, INC.**

BUFFALO, NEW YORK 14240

**ST-34730**

DATE: 3-15-99